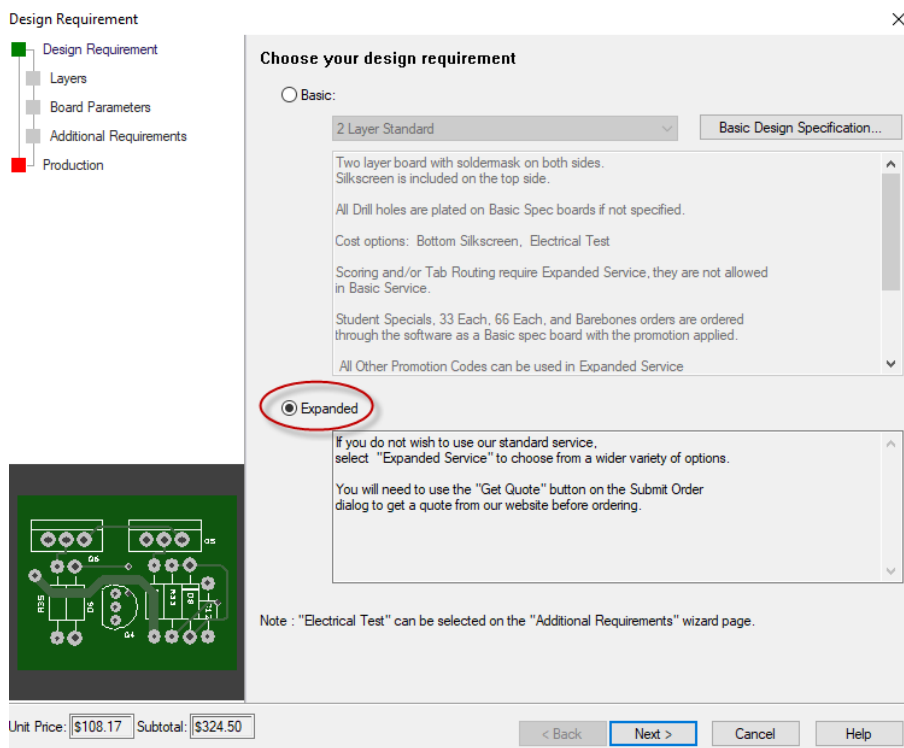
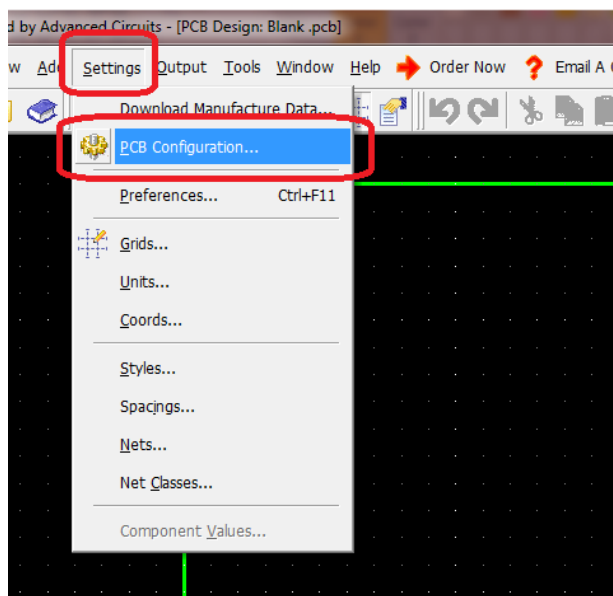


Ordering Expanded Design boards In PCB Artist

Basic spec boards require the customer to order through the PCB Artist software.

First make sure your board design is in “Basic Spec”. Go to Settings>PCB Configuration to check.

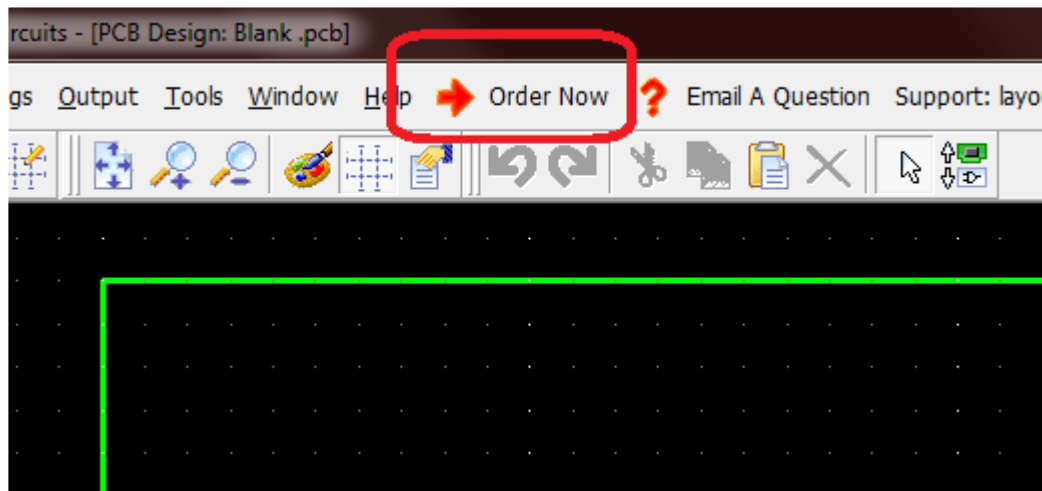


The PCB Configuration is also where one can set up the board order. Verify Basic spec is suitable for your needs.

The Pricing will be blank on Expanded Design boards in the PCB Configuration.

After updating the configuration, click Finish on the production section to save the changes in the PCB Configuration.

To order, click the Order Now link at the top of the software:



A gray box will pop to fill out.

Put in your log in information for Advanced PCB (AdvancedPCB.com).

A screenshot of the 'Submit Order' dialog box. The title bar says 'Submit Order' with a close button (X). Inside the dialog, there is a section titled 'READ THIS FIRST' with instructions: 'Please fill in this form and press the appropriate button to submit an email or place the order directly through our website'. To the right of this section are three buttons: 'How To Place Your Order...', 'Email A Question...', and 'PCB Configuration Report...'. Below the instructions, there is a 'Total Cost:' label followed by a text box containing the word 'Unknown'. Further down, there is a 'Promotion Code:' label followed by an empty text box. Below that, there are two rows of labels and text boxes: 'Advanced Circuits Account User Email:' with 'Customer e-mail' and 'Advanced Circuits Password:' with '*****'. At the bottom of the dialog, there are four buttons: 'Place Order...', 'Get Quote...' (which is highlighted with a red circle), 'Close', and 'Cancel'.

Click Get Quote.

If there are no errors, you will reach the Quote page.



Corporate Offices: 1-800-979-4722 | www.AdvancedPCB.com

[Contact Us](#) [AC Terms and Conditions](#) [Standard vs. Custom: What is the difference?](#) [Back to My4PCB](#)

Part #: Expanded	Revision: spec	Date: 1/20/2025	Quote #: 6206346
Advanced Circuits			Quote valid for 30 days

CUSTOM SPEC Price Matrix:

(Qty = Pieces, Not Arrays)

1. The Custom Spec bare board Matrix reflects pricing for the EXACT SPECS you QUOTED (except as noted in the comments).

2. Reference material type below.

3. All files receive full CAM review and inspection to the certification / qualification you select below.

4. INCLUDES UL markings and date codes. 94V-0 is added if requested at time of order entry or if noted in files. Finished hole tolerance +/- .003"(if requested). Unit price does not include shipping and handling. AC Terms and Conditions apply.

5. Advanced PCB has a 90 day limited warranty and we will not accept liability for any cost in addition to the value of the bare boards including but not limited to components, labor, business interruptions and any other consequential damages or losses. Advanced PCB disclaims any open-ended acceptance of liability for losses beyond our control.

To Place Order, Click on UNIT PRICE below:

Qty	Same Day	1-day	2-day	3-day	4-day	1-week	2-week	3-week	4-week
3	\$1,713.09	\$766.72	\$394.67	\$284.86	\$271.14	\$257.41	\$170.58	\$157.43	\$137.20
5	\$1,036.83	\$463.89	\$238.66	\$172.18	\$163.87	\$155.56	\$103.08	\$95.12	\$82.87
13	\$412.59	\$184.36	\$94.64	\$68.16	\$64.85	\$61.54	\$40.76	\$37.59	\$32.71
103	\$89.22	\$39.26	\$19.62	\$13.82	\$13.10	\$12.37	\$8.16	\$7.46	\$6.39
Tooling NRE = \$200.00 (Tooling waived when re-ordered) * Testing = \$192.74									

* ET charges shown above do not include Hi-Pot test charges.

Part #	Expanded	Revision #	spec	Layer count	2
X Dimension	2	Y Dimension	2	Array	<input type="checkbox"/>
Tab-Route?	<input type="checkbox"/>	Scoring?	<input type="checkbox"/>		
Material Type	FR4	Finish Thickness	0.062"	Finish Plating	Lead Free Sold
Gold Fingers?	None	Copper Wt. (Outer)	1 oz	Soldermask Color	Green
SolderMaskType	LPI	Soldermask	both sides	<input type="checkbox"/> Mixed Inner Cu Wt	
Outer Min Trace	0.005"	Inner Min Trace	0.008"		
Outer Min Space	0.008"	Inner Min Space	0.008"		
Smallest Hole Size	0.01	Silkscreen	top side	Silkscreen Color	White
Top SMD Pads	0	Bottom SMD Pads	144	Min. Pitch	0.02
Certifications & Qualifications:	IPC Class 2-A600 (Pricing Subject To File Review) <input type="checkbox"/> Outside Test Lab				
<input type="checkbox"/> Special Coupons	<input type="checkbox"/> AS9100? (AS9102 FAI \$400.00 minimum if applicable)			Hi-Pot Test	None
Additional Attributes:	<input type="checkbox"/> Controlled Dielectric? <input type="checkbox"/> CAP Construction?				
	<input type="checkbox"/> Controlled Impedance? (Pricing Subject To File Review)				
	<input type="checkbox"/> Plated Slots?				

One can adjust the specifications of the design from here and click “requote” to get updated pricing.

To continue with an order, select a quantity and Time by clicking on it.

A file upload page will load.

File Upload

Step 1 of 5

File Upload

Uploaded files will be transmitted to Advanced PCB when step 5 of the order process is complete.

Note: There is only one FAB file allowed per order

Part Number: Expanded

Design File Upload

Your file: file:///C:/UserCustomersDesktopblank.fab

Choose File No file chosen

Upload Zip File

Please BROWSE to select your FAB file then press Upload File to send.

Cancel

©Advanced PCB. 2025 All Rights Reserved.

Click the choose file button and navigate to your (filename) .pcb or newly created .fab file.

Once the file is selected, click the blue Upload button.

From here you'll be in the normal ordering system for Advanced PCB. Fill out payment, shipping and ITAR information and proceed forward with the order.